











Key Vocabulary – A Helping Hand			
Je vais... I'm going... Je voudrais... I would like...			
recycler 	éteindre la lumière 	fermer le robinet 	utiliser les poubelles 
circuler à pied 	ramasser les déchets 	planter des arbres 	protester 







Key Vocabulary – What Challenges Can I See?			
Dans ma ville... In my town...			
...il y a beaucoup de... ...there is/are a lot of...		...il n'y a pas beaucoup de... ...there isn't/aren't a lot of...	
pollution de l'air 	pollution de l'eau 	pollution lumineuse 	circulation 
déchets 	poubelles 	zones industrielles 	verdure 

### Key Knowledge and Grammar

- To talk about the near future and say what you are going to do in French, you use **je vais** (I am going) followed by another verb in the infinitive, e.g. **je vais recycler** (I am going to recycle).
- To talk about what other people are going to do, you need to use the correct form of the verb **aller** (to go) followed by another verb in the infinitive:
  - Tu vas fermer le robinet.** (You are going to turn off the tap.)
  - Il/Elle va protester.** (He/She is going to protest.)
  - Ils/Elles vont planter des arbres.** (They (m/f) are going to plant some trees.)
- To talk about things that you would like to do in the future, use **je voudrais** (I would like) followed by a verb in the infinitive, e.g. **je voudrais ramasser les déchets.** (I would like to pick up the rubbish.)

Key Vocabulary – The Bigger Picture

Je pense que... I think that...

<b>mes professeurs</b> my teachers 	<b>les habitants</b> the residents 	<b>le conseil d'école</b> the school council 	<b>le gouvernement</b> the government 	
<b>...vont... ..are going...</b>		<b>...va... ..is going...</b>		
<b>installer des panneaux solaires</b> 	<b>installer des poubelles</b> 	<b>et</b> and	<b>aussi</b> also	<b>mais</b> but
		<b>en plus</b> what's more	<b>dans le futur</b> in the future	<b>pour aider</b> to help

Key Vocabulary – Let's Make a Plan

Voici mon exposé. Je vais parler...

Here is my presentation. I'm going to to talk...



**...de notre planète ...** about our planet

**...de l'environnement**

... about the environment

**...de ma ville ...** about my town

**...des actions écologiques**

... about environmental actions

**...des défis écologiques**

... about environmental challenges

**Merci beaucoup.**

Thank you very much.

**Merci à tous.**

Thank you all.

**Je vous remercie de votre attention.**

Thank you for your attention.

**Dans ma ville, il y a beaucoup de déchets mais il n'y a pas beaucoup de poubelles.**

In my town, there is a lot of rubbish but there aren't a lot of bins.



**Pour aider, je vais ramasser les déchets. Aussi, je voudrais recycler.**

To help, I'm going to pick up the rubbish. Also, I would like to recycle.

**Dans le futur, je pense que les habitants vont protester.**

In the future, I think that the residents are going to protest.

Key Vocabulary – The Bigger Picture

- Remember to smile and make eye contact with your audience!
- Don't cross your arms or put your hands in your pockets.
- Breathe slowly to help pace your speaking.
- Hold your notes at waist level – don't look down the whole time and try to look up as often as you can.
- Take a short pause after a comma or full stop. Take a longer pause at the end of a paragraph or before moving on to a new point.
- Lastly, make sure you are loud enough for your audience to hear you!