



Home Learning Tasks - Set on Friday 5th July

Return work by Friday 12th July please








- **Phonics Group 1** have **Grow the Code card** - please keep it and practise regularly.
- Please learn the spellings for the Phonics Group your child is in.
- Maths tasks are on this sheet below. Year 1 children should do Group 1, and most Year 2s should do Group 2 (you will have been told if this is not so).

Maths Group 1: Choose one or both	Maths Group 2 (2nd week)																		
<p style="text-align: center;">Money</p> <p>We have been learning about different coins by looking at the shapes, sizes, colours and numbers on them that helps us tell which is which.</p> <p>At home, find some coins to handle to become more familiar with them. Children could:</p> <ul style="list-style-type: none"> -Find the correct coin when asked eg Show me 50p -Group the coins by shape, colour or size. -Group the coins by amount: eg More / Less than 10p -Order the coins by value from lowest to highest amount <p>It would be great to have some fun using the coins by setting up your own role play shop at home.</p> <ul style="list-style-type: none"> -Find some objects (food or toys work well). -Make up some prices using the coin values - you can put stickers on them or make a price list. -Use the coins and take turns with family members to be shoppers and shopkeepers. 	<p style="text-align: center;">Data Handling</p> <p>Using what you have learnt about charts and diagrams, sort a selection of between 20 and 30 objects and create a one of the charts below to show the results.</p> <p>Examples might be:</p> <ul style="list-style-type: none"> Sorting a pile of socks by colour or pattern Sorting a pile of coins into types Sorting a packet of sweets into colours/types Sorting toy cars or lego bricks by colour <div style="display: flex; justify-content: space-around;"> <div style="text-align: center;"> <p>Tally Chart</p> <table border="1" style="border-collapse: collapse; width: 100px;"> <thead> <tr> <th style="background-color: #ffffcc;">Tally</th> <th style="background-color: #ffffcc;">Total</th> </tr> </thead> <tbody> <tr> <td> </td> <td>6</td> </tr> <tr> <td> </td> <td>9</td> </tr> <tr> <td> </td> <td>4</td> </tr> <tr> <td> </td> <td>12</td> </tr> </tbody> </table> </div> <div style="text-align: center;"> <p>Pictogram</p> <table border="1" style="border-collapse: collapse; width: 100px;"> <tbody> <tr> <td>Banana</td> <td></td> </tr> <tr> <td>Grapes</td> <td></td> </tr> <tr> <td>Pear</td> <td></td> </tr> <tr> <td>Apple</td> <td></td> </tr> </tbody> </table> </div> <div style="text-align: center;"> <p>Block Diagram</p>  </div> </div> <p style="text-align: center; font-style: italic;">If you did this last week, try a different chart this week</p>	Tally	Total		6		9		4		12	Banana		Grapes		Pear		Apple	
Tally	Total																		
	6																		
	9																		
	4																		
	12																		
Banana																			
Grapes																			
Pear																			
Apple																			

Spellings Group 1		Spellings Group 2		
care	scare	pass	plant	last
share	square	grass	path	past
dare	beware	glass	bath	fast

Choose one or more of the tasks below:

English / Drama / Design (2 weeks + into Summer Break)	History / PHSE (2 weeks + into Summer Break)
<p style="text-align: center;">Set Sail for Adventure!</p> <p>During our English lessons we have been reading an amazing book called Ocean Meets Sky.</p> <p>We meet Finn who has happy memories of his Grandpa's love of the sea and adventure. He decides to make a boat from items found around his home, which lead to an imaginary journey.</p> <p>We have been writing lists of materials and instructions for our own self-built pretend boats.</p> <p style="text-align: center;">This Home Learning Task is by popular demand...</p> <p>The Squirrels would like to make their own role play boats at home using any objects you like! They love the idea of creating den-like boats and have learnt that they need to include features such as hull, bow, stern, mast, wheel.</p> <p style="text-align: center;">Some of their ideas for materials include:</p> <p style="text-align: center;"><i>mattress, sofa cushions, big empty boxes, chairs, paddling pools, picnic mats, blankets, brooms, ropes, pegs, garden sticks, sheets, items of clothing, lids or plates</i></p> <p>After the boat-building is complete, adventures can really begin. Perhaps there could be treasure maps and telescopes added. We'd love to see where their imagination takes them - or maybe the whole family! So do send us photos or make notes...</p> <div style="display: flex; justify-content: space-around; margin-top: 10px;">    </div>	<p style="text-align: center;">Holidays in the Past</p> <p>We are investigating this topic using a variety of first-hand information sources such as photos, postcards, videos and souvenirs.</p> <p>We know from previous History topic that a useful way of answering questions is to ask people we know about their childhood experiences.</p> <p style="text-align: center;">The task is to ask an adult family member or friend the questions we have collected about a holiday they went on as a child of Squirrel age (5-7 years).</p> <p style="text-align: center;">Example Questions:</p> <p style="text-align: center;"><i>Did you go on holiday anywhere or stay home? Did you stay in the UK? What place did you go to? Was it a town, village or city? Were you near the seaside? How did you get there? Who did you go with? Did you go in a house/hotel or tent/caravan? What kind of things did you do? Do you have any photos, videos or souvenirs?</i></p> <p>You could record a video of the interview or ask an adult to help you write down the answers.</p> <div style="display: flex; justify-content: space-around; margin-top: 10px;">   </div>

