

Squirrel Class Weekly Update


Week Beg: 18th March

Forest School is on Friday mornings for Squirrel Class!

Please ensure warm clothing layers (inc hats/gloves) and full waterproofs and boots are in school.

PE is on Wednesday, wear school outdoor PE kit including warm tracksuit clothing and trainers.

Please note that AFTER EASTER SQUIRREL'S PE DAY WILL BE ON THURSDAY

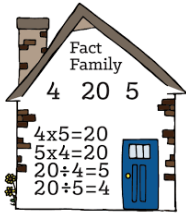


Language and Literacy

We completed our work on Goldilocks and the Three Bears, retold by Lauren Child. There was a surprise visit from Mummy and Daddy Bear (who seemed quite familiar!) We asked them how they felt about hearing from Goldilocks and what they might say if they met. We wrote speck bubbles showing our ideas of what we might say if we were one of these characters. Year 2 also went outside and used their senses as inspiration to create some Spring Poetry.



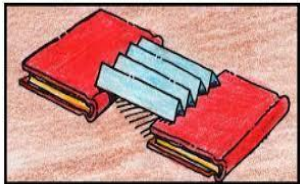
Maths



Year 1 have started learning Numbers to 50. They practised counting in 10s then worked on understanding how 2 digit numbers are made from 10s and 1s. Year 2 have worked on further on the link between multiplications and division by sharing and grouping, using the numbers and facts from the 10 and 5 times tables. Both groups have homework tasks to help reinforce this learning.

1	2	3	4	5	6	7	8	9	10
11	12	13	14	15	16	17	18	19	20
21	22	23	24	25	26	27	28	29	30
31	32	33	34	35	36	37	38	39	40
41	42	43	44	45	46	47	48	49	50

Science

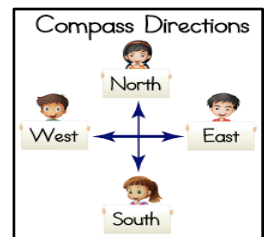


Our investigations into Materials led us to some experiments! Year 1 tested some strips of different materials to find out which would stretch the furthest. Some excellent testing, measuring and comparing was done. Year 2 investigated how they could make pieces of paper into strong bridges using folding techniques. They tested them by finding which held the most weight. They noted the results themselves and recorded them on a bar chart.



Geography

This week, we investigated very local Geography by using a compass app on the iPad to discover where the directions of North, East, South and West were when we stood outside. We looked at what we could see when pointing to each of these directions then recorded these on simple compass diagrams we labelled ourselves.



Art



We continue exploring print patterns and effects by finding more ways to apply paint to paper using everyday objects. Using the patterns / effects made last week and adding further collages textures, we are creating spring and Easter themed images for cards.

RE	Music	PHSE
We have begun thinking about How Does the Church Celebrate Easter? We learned the Bible Stories of Jesus' Entry to Jerusalem and The Last Supper. Year 1 enacted Jesus riding the donkey into the city and Year 2 dramatised the special meal.	We listened to the orchestral piece of music: Peter & the Wolf by Sergei Prokofiev. Different characters and animals are represented by different instruments which we tried to identify from their sounds/tunes.	We thought again about what the rules in our class and school are for and why we need to follow them. We also considered why different rules are made for different spaces and lessons.

Our Learning for Week Beginning 26th March:

Literacy/Language Read and respond to Toys in Space by Mini Grey including Lost posters

Phonics

Year 2: Spelling Patterns – Irregular Plurals – revised

Year 1: Phase 5 – Grow the Code: Alternative Sounds for ai / ee / igh / oa / ue revised

Maths

Year 1: Place Value: Numbers to 50, Counting in 10s and 1s

Year 2: The 10 and 5 Times Tables, Multiply, Divide and Problem Solve unit assessment

RE

How Does the Church Celebrate Easter? Easter Day & Weekly Worship traditions

Art

Colourful Collage Techniques

Music

Learning Songs for our Easter Worship

This term ends on WEDNESDAY 28th MARCH – HAPPY EASTER!